

# ACTpro 2000

## Card access door controller

# ACT

Access Control Technology

### Product Overview


The ACTpro 2000 is a two door controller extending to a total of sixteen doors via ACTpro 100/200 door expanders. In turn up to 128 ACTpro 2000s may be networked via a PC interface to facilitate up to 2000 doors. The ACTpro 2000 can be configured and maintained standalone or through ACTWin pro PC software. The ACTpro 2000 may be networked via RS485 interface.

### Main Features

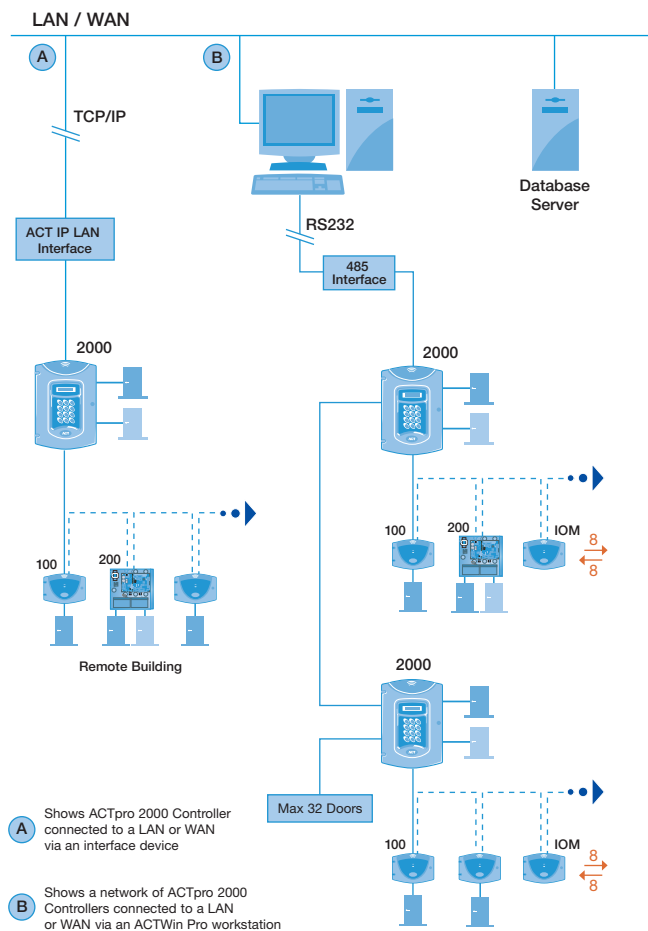
- 2 door controller expandable to 16 doors via a network of ACTpro 100/200 door expanders
- The ACTpro 2000 may be in turn networked with other ACTpro 2000s to create a network of up to 2,000 doors
- RS485 output to network ACTpro 100/200 door expanders
- 20,000 users
- 1,000 user groups
- 128 time zones
- Entry and exit reader support
- DDA individual timer facility

### Installation / Specification Guidelines

- The ACTpro 2000 requires a 12 volt dc supply
- The controller may not be installed outdoors unless it is in a sealed and heated cabinet
- The ACTpro 2000 is expanded from 2 to 16 doors via single door ACTpro 100 and 2 door ACTpro 200 expanders
- The ACTpro 2000 controller may be networked via RS485 to expand the system up to 2000 doors maximum
- The maximum amount of ACTpro 2000s per RS485 output is 32 (ACT supply a 4x485 or 1x485 interface for PC networks)
- The ACTpro 2000 is compatible with ACTWin pro and ACTWin pro Lite software packages
- The ACTpro 2000 will operate standalone or can be connected to a PC
- For comparisons to our other controllers please check the comparison chart on the back page



ACTpro 2000



ACTpro 1000/2000/3000 Controllers and ACTpro 100 expander require a 12 volts DC supply

### ACTpro 2000 System Schematic

# ACTpro 2000

## Card access door controller

# ACT

Access Control Technology

### Product Specification

Operating Voltage:	12 Volts DC
Current Consumption:	120 - 230 mA
Weight:	700 grams
Operating Temperature:	0 to +50 C
Dimensions (HxWxD):	270 x 190 x 60 mm
Mounting:	Surface
Installation:	Indoor



ACTpro 2000 Controller

### Cabling Chart

From	To	Cable	Restriction
Reader	Controller	8 core screen	30m at 5volts 100m at 12volts
ACTpro 100/200	ACTpro 2000	Twisted screen pair or Cat 5	Maximum 1.4km
ACTpro 2000	PC Direct RS232	Twisted screen pair or Cat 5	Maximum 30m
ACTpro 2000	Network RS485 interface	Twisted screen pair or Cat 5	Maximum 1.4km
Network RS485 interface	PC	Cable supplied	Maximum 30m

### Ordering Information

Controller	ACTpro 2000
Door Expander	ACTpro 100/200
I/O Module	ACTpro IOM
Single channel RS485 interface	ACTNET IF-1 (req 12V DC supply)
Four channel interface	ACTNET IF-4 (built-in PSU)
Lantronix	ACT LAN
56k modem	ACT 56K Modem

### Card Readers

#### Specifications

The ACTpro 2000 will work with the full range of ACT card readers as well as most industry standard readers with clock & data or wiegand outputs.

### ACTpro products comparison chart


Feature	ACTpro 1000	ACTpro 2000	ACTpro 3000
Doors	1	2	2
Users	10,000	20,000	30,000
User Groups	16	1000	1000
Time Zones	16	128	256
Event Log	500	5000	5000
Anti passback		Yes	Yes
Timed anti passback			Yes
Entry and exit reader support	Yes	Yes	Yes
Timed actions	Yes	Yes	Yes
Interlock	Yes	Yes	Yes
Intruder Alarm System Integration		Yes	Yes
User tracking		Yes	Yes
Clock & Data or Wiegand auto detect	Yes	Yes	Yes
Card only operation	Yes	Yes	Yes
Card or pin		Yes	Yes
Card and pin	Yes	Yes	Yes
Auxiliary door operation	Yes		
Door monitoring	Yes	Yes	Yes
Door control	Yes	Yes	Yes
DDA extended timer facility	Yes	Yes	Yes
Backlight	Yes	Yes	Yes
Automatic daylight saving adjustment		Yes	Yes
Fire alarm override	Yes	Yes	Yes
Toggle mode	Yes	Yes	Yes
Door relay output	5 amp	5 amp	5 amp
Auxiliary relay output		1 amp	1 amp
Programmable inputs	2 (100 mA)	2 (100 mA)	2 (100 mA)
Programmable Ouputs	2 (100 mA)	2 (100 mA)	2 (100 mA)
Tamper & low voltage output	Yes	Yes	Yes
Network doors	256 max	2000 max	2000 max
Modem connection	Yes	Yes	Yes
Built in TCP/IP			Yes
TCP/IP compatible	Yes	Yes	Yes
Ethernet Network Interface			10 Base-T (RJ45)



ACTpro 200  
2 Door Expander



ACTpro IOM



ACT LAN



ACTpro 100  
Door Expander



56k Modem



4 channel  
RS485 Interface



Single channel  
RS485 Interface